


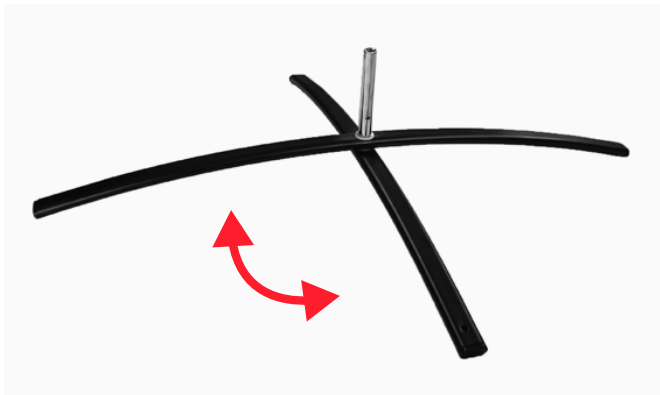


BEACHFLAG

INSTRUCTION

By following the next steps shown in the pictures, you will avoid mistakes when folding the flags. The example shows the size of M and L. The size S has three elements and the size X L is five. The method of folding all sizes is the same, it differs only in the number of repeatable elements.





FLAG CARE

INSTRUCTION

1. Before the first use, we recommend you to wash the flag.
2. Flags should be exposed in safe distance from elements that might damage them, for example buildings, plants, fences, poles, etc.
3. If a flag is damaged, it should be repaired immediately - the damage might influence its durability.
4. Flags should be washed no less than once per month and in case the flags are exposed to bigger pollutions (for example near communication node), they should be washed once per week.
5. The flags should be washed with detergents designed for washing clothes (washing powders or better liquids for color washing), in automatic washing machines in temperature up to 40°C.
6. In case of flags that are dirtier we suggest to preliminary wash them - either automatically with a specific program or by hand washing.
7. Point dirt can be carefully hand washed.
8. The flags after washing can be either whirled or attached to the poles immediately.
9. The flags should be ironed in temperatures adequate for polyesters.
10. The flags should not be washed chemically.

